

## RTD, TEMPERATURE SENSOR

Accuracy : Grade-A / Grade-B( As per ASTM/ DIN)

Type : PT-10,PT-100,PT-1000

Principle :A basic physical property of a metal is that its electrical resistivity changes with temperature.

Range :According to the ASTM, platinum RTD's can measure temperatures from -200°C to 650°C.

Sheath material: S.S-304/310/316/446, Nickel , Inconel-601,Incoloy-800, Ceramic Tube, Porcelain, Aluminum Oxide




Stem od/ln : As you require

Construction : simplex/duplex/triplex

Termination Head: Weatherproof/ Explosion proof/Plug/Bare wire

Connection : Standerd Thread/ Flange/Tri-clover( as you require)

Insulation : ceramic bid/ mgo powder/ mineral insulated



-RTD assembly Fine Silver Wire as a Extended Wire,